



- EMC Aluminium enclosure system for MCR technology
- Integrated guide grooves for PCB's
- External mounting slots with spring nuts

Technical data

Material:

DIN EN 573 EN AW-AlMgSi

Ingress protection:

IP 40 to EN 60529

Painting:

Powder coating

Colour:

RAL 9005, jet black

Temperature range:









-40°C to +100°C

Included in delivery

Enclosure with two aluminium lids, screwed.

Multitronic

Product range

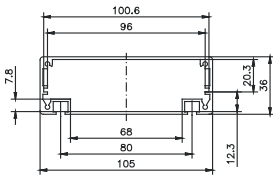
Type	Order No.	External enclosure dimensions W x L x H (mm)	Weight (g)	Version	Profile	max. PCB dimensions (mm)
Multitronic 1 	77.31 00 00	105 x 185 x 36	480	1 PCB guide 2 mounting slots	1	100 x 180
Multitronic 2 	77.32 00 00	165 x 185 x 65	1378	2 PCB guides integrated heat sink surfaces 2 mounting slots	1	160 x 180
Multitronic 4 	77.34 00 00	190 x 185 x 51	500	6 PCB guides arched shape fixing fin on enclosure body	1	160 x 180
Multitronic 11 	77.11 00 00	105 x 185 x 50	500	2 PCB guides 4 mounting slots	2	100 x 180
Multitronic 12 	77.12 00 00	105 x 185 x 80	674	3 PCB guides 4 mounting slots	2	100 x 180
Multitronic 13 	77.13 00 00	105 x 185 x 110	660	4 PCB guides 4 mounting slots	2	100 x 180
Multitronic 21 	77.21 00 00	105 x 185 x 56	790	1 PCB guide upper profile as heat sink 2 mounting slots	2	100 x 180
Multitronic 22 	77.22 00 00	105 x 185 x 86	904	2 PCB guides upper profile as heat sink 2 mounting slots	2	100 x 180
Special length	77.99 99 99 8	for all profiles				

Accessories

External mounting brackets (4 pcs.)	77.00 01 00*
Snap foot, plastic, for rail mounting on TS 35	77.00 35 01
Table feet (set, self-adhesive, black)	10.07 00 19
Mounting feet (2 pcs.), grey	07.70 00 81

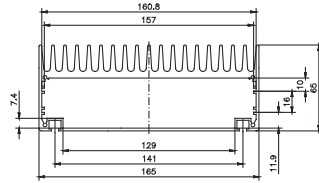
* except for Multitronic 3 and 4

Version



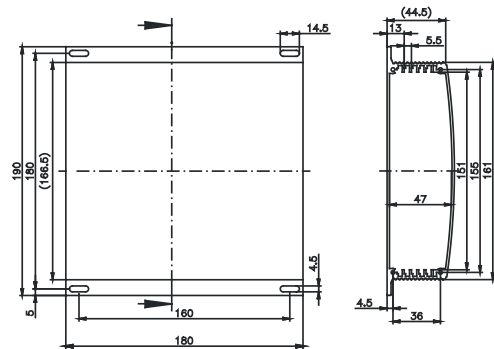
Multitronic 1

Order No. **77.31 00 00**



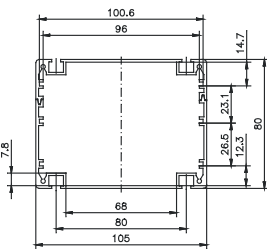
Multitronic 2

Order No. **77.32 00 00**



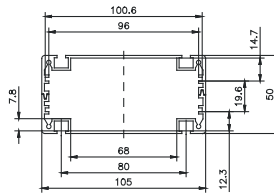
Multitronic 4

Order No. **77.34 00 00**



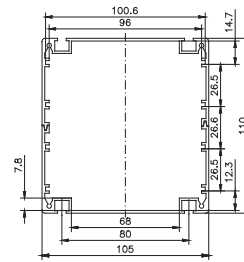
Multitronic 11

Order No. **77.11 00 00**



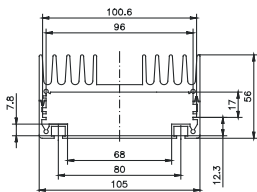
Multitronic 12

Order No. **77.12 00 00**



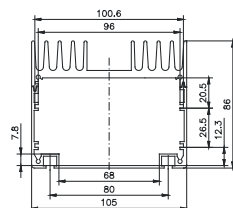
Multitronic 13

Order No. **77.13 00 00**



Multitronic 21

Order No. **77.21 00 00**



Multitronic 22

Order No. **77.22 00 00**

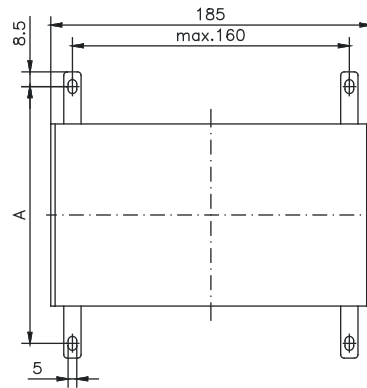
Accessories



External mounting brackets
for wall mounting on Multitronic 1, 11 - 22 and 2

Order No. **77.00 01 00**

	A
Multitronic 1; 11-22	123
Multitronic 2	184



Snap foot, plastic
for rail mounting on TS 35

Order No. **77.00 35 01**

